


# Base-12 Plug and Play Cable Assemblies

## Europe—Euro Class Dca, Cca

Regional Availability - Global

### MTP®/ MTP PRO to MTP/ MTP PRO Reels and Extenders

Combining Siemon's reduced-diameter RazorCore™ cable with 12-fiber MTP or MTP PRO connectors, Plug and Play Reels are designed to be quickly pulled and connected to Siemon Plug and Play Modules and MTP Adapter Plates. Custom configurable to precise application requirements, these reels efficiently put high-performance, high-density fiber connections exactly where you need them. Extenders offer Male MTP connectors on one end and female MTP with an MTP adapter on the other to allow field extension of MTP Reels.\*



### Flame Standards, CPR Qualification


LSHF-FR (FRNC)

- EC 60332-2, IEC 60754-1, IEC 60754-2, IEC 61034
- EN 50575, Class Eca, Dca, Cca s1a, d1, a1



### MTP PRO Connector

The MTP Pro option enables quick and easy polarity and pin changes in the field using an innovative hand-held tool



### 40 Gb/s and 100 Gb/s Ready

Enables simple upgrade path to future 40 Gb/s and 100 Gb/s applications over multimode OM3 and OM4 50/125 laser optimized fiber

\*Note: Extenders are not available in armored configurations

## Product Information

Cable—Optical and Physical Specifications		MULTIMODE			SINGLEMODE
CABLE TYPE		LightSystem 62.5/125 (850/1300nm)	XGLO 50/125 OM3 (850/1300nm)	XGLO 50/125 OM4 (850/1300nm)	XGLO (1310/1383/1550nm)
Fiber Cable Attenuation, MAX (dB/km)		3.5/1.0	3.0/1.0	3.0/1.0	0.4/0.4/0.3*
LED Bandwidth, MIN (MHz/km)		200/500	1500/500	3500/500	N/A
Effective Modal Bandwidth, MIN (MHz/km)		N/A	2000	4700	N/A
Cable Outer Jacket, Color (Per TIA-598-C)		Orange	Aqua	Aqua	Yellow

\*XGLO® Singlemode fiber meets low water peak specifications per ITU-T G.652.C

### Cable—Optical and Physical Specifications (Nominal)

JACKET TYPE	Fiber Strand Count	Cable Diameter mm (in.)	Min Bend Radius Operational mm (in.)	Min Bend Radius Installation mm (in.)	Max Pulling Eye Diameter mm (in.)	*Required Duct Diameter mm (in.)
LSOH D <sub>ca</sub>	12	3.0 (0.12)	3.0 (1.2)	45 (1.8)	44.5 (1.75)	69.9 (2.75)
	24	3.8 (0.15)	38 (1.5)	57 (2.2)	44.5 (1.75)	69.9 (2.75)
	36	6.5 (0.26)	38 (2.6)	98 (3.3)	63.5 (2.5)	88.9 (3.5)
	48	6.5 (0.26)	65 (2.6)	98 (3.3)	63.5 (2.5)	88.9 (3.5)
	72	7.0 (0.28)	70 (2.8)	105 (4.1)	63.5 (2.5)	88.9 (3.5)
	96	12.5 (0.49)	125 (4.9)	188 (7.4)	88.9 (3.25)	114.3 (4.5)
	144	14.9 (0.59)	149 (5.9)	224 (8.8)	88.9 (3.25)	114.3 (4.5)
LSOH C <sub>ca</sub>	12	3.0 (0.12)	30 (1.2)	60 (2.3)	44.5 (1.75)	69.9 (2.75)
	24	3.6 (0.14)	30 (1.2)	72 (2.8)	44.5 (1.75)	69.9 (2.75)

\*Pulling eye assembly shall be capable of passing through these minimum duct diameter requirements during product installation. Pulling eye max pull force 18.1kg (40lbs)

### Connectors—Optical Specifications

		MAX INSERTION LOSS (db)		MIN RETURN LOSS (db)	
FIBER TYPE	Performance Class	MTP	LC	MTP	LC
10G 50/125um Multimode OM3	XGLO 300	0.4	0.25	20	30
10G 50/125um Multimode OM4	XLGO 550	0.4	0.25	20	30
Laser Optimized 50/125 Multimode OM3	XGLO 300 Low Loss	0.2	0.15	20	30
Laser Optimized 50/125 Multimode OM4	XLGO 550 Low Loss	0.2	0.15	20	30
Singlemode OS2	XLGO	0.6	0.4	65	55


### Connectors—Physical Specifications

			HOUSING COLOR			BOOT COLOR	
CONNECTOR TYPE	IEC Intermateability Compliance	IEC Intermateability Compliance	SM	MM	MM-5L/5V	SM	MM
MTP	IEC 61754-7	TIA/EIA-604-5	Green	Beige	Aqua	Black	Black

# Product Information

## Siemon Plug and Play Modules

Siemon LC to MTP® and SC to MTP Plug and Play modules provide a quick and efficient way to deploy up to 24 LC or 12 SC fibers in a single module. These factory terminated and tested ports are protected within the housing for reliable high performance and simply connected via 12-strand MTP ports. Modules are available in Multimode (62.5/125 and XGLO® laser optimized 50/125 OM3/OM4) and Singlemode cable.




**12-Fiber Plug and Play Module with 1 MTP Port, Black Module**

PP2-12-(XX)(X)-01(X)

<b>Interface</b>	<b>Configuration</b>
LC = LC	L = Low Loss
SC = SC	Blank = Standard Loss

**Fiber Type**

5L = OM3, XGLO 300 50/125 Multimode, Aqua  
5V = OM4, XGLO 550 50/125 Multimode, Aqua  
EV = OM4, XGLO 550 50/125 Multimode, Erika Violet  
SM = OS1/OS2, Singlemode, Blue





**24-Fiber LC Plug and Play Module with 2 MTP Ports, Black Module**

PP2-24-LC(X)-01(X)

<b>Fiber Type</b>	<b>Configuration</b>
5L = OM3, XGLO 300 50/125 Multimode, Aqua 5V = OM4, XGLO 550 50/125 Multimode, Aqua EV = OM4, XGLO 550 50/125 Multimode, Erika Violet SM = OS1/OS2, Singlemode, Blue	L = Low Loss Blank = Standard Loss

## MTP to MTP Adapter Plates

Siemon MTP Adapter Plates offer a user friendly “pass-through” option for MTP connectors. Fitting within Siemon’s fiber enclosures and VersaPOD vertical patch panels, these plates secure MTP connectors, allowing efficient implementation of MTP to MTP reels and extenders as well as MTP to LC Trunks for direct equipment and patching connections.



**Flexible Configurations**

1, 2, 4, 6 and 8 port versions available, supporting both Singlemode and Multimode

**High Density**

Supports up to 96 fibers per adapter plate - providing up to 1152 fibers in 4U

**40 Gb/s and 100 Gb/s Ready**

Enables simple upgrade path to future 40 Gb/s and 100 Gb/s applications over Multimode 50/125 laser optimized fiber

**Popular RIC Adapter Footprint**

Fits within RIC, FCP and SWIC Siemon fiber enclosures and VersaPOD vertical patch panels

**MTP Adapter Plate**

RIC-F-MP(XX)-01-(X)

<b>Fiber Count</b>	<b>Key Orientation*</b>
12 = 12 (1 MTP adapter) 24 = 24 (2 MTP adapters) 48 = 48 (4 MTP adapters) 72 = 72 (6 MTP adapters) 96 = 96 (8 MTP adapters)	Blank = Opposed, Black Q = Opposed, Aqua E = Opposed, Erika Violet B = Aligned, Grey <i>*key up to key down</i>

# Ordering Information

## Non-Armored

### Fiber Plug & Play Cable Assembly, 12-Fiber MTP Connectors

F(X)(XX)-(XX)(X)(XXX)(X)-(X)

**Configuration**

**R** = Standard Loss  
**L** = Ultra Low Loss (OM3/OM4 only)  
**E\*** = Standard Loss Extender  
**B\*** = Low Loss Extender (OM3/OM4 only)

**Fiber Count\*\*\***

12 = 12 Fibers  
 24 = 24 Fibers  
 36 = 36 Fibers  
 48 = 48 Fibers  
 72 = 72 Fibers  
 96 = 96 Fibers  
 144 = 144 Fibers

**Fiber Type**

5L = OM3 XGLO 300 50/125 Multimode, Aqua  
 5V = OM4 XGLO 550 50/125 Multimode, Aqua  
 EV = OM4, XGLO 550 50/125 Multimode, Erika Violet  
 SM = OS1/OS2 Singlemode, Yellow

**Polarity Method**  
 (Per TIA-568-C.0)

**A** = Method A  
**B** = Method B  
**C** = Method C  
**Blank** = Fiber Extender (FE and FB)

**Length Unit**

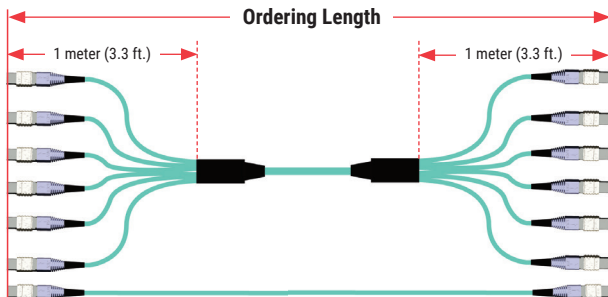
**F** = Feet  
**M** = Meters

**Length\*\***

Length must be 3 digits  
**Example: 003** = 3m  
**010** = 10 ft.

**Jacket Rating**

**L** = Class Dca  
**\*\*C** = Class Cca



### MTP PRO Activation Tool and PIN Exchangers Ordering Information:

PART #	Description
FT-MP-AT	Field Termination, MTP PRO, ActivationTool
FT-MP-PE-SME	Field Termination, MTP PRO, Pin Exchanger with SM Elite Pins
FT-MP-PE-MME	Field Termination, MTP PRO, Pin Exchanger with MM Elite Pins
FT-MP-PE-SM	Field Termination, MTP PRO, Pin Exchanger with SM, with Out Pins
FT-MP-PE-MM	Field Termination, MTP PRO, Pin Exchanger with MM, with Out Pins



Because we continuously improve our products, Siemon reserves the right to change specifications and availability without prior notice.

<b>North America</b> P: (1) 860 945 4200	<b>Asia Pacific</b> P: (61) 2 8977 7500	<b>Latin America</b> P: (571) 657 1950/51/52	<b>Europe</b> P: (44) 0 1932 571771	<b>China</b> P: (86) 215385 0303	<b>India, Middle East &amp; Africa</b> P: (971) 4 3689743
---	--	---	--	-------------------------------------	--

**Siemon Interconnect Solutions**  
P: (1) 860 945 4213  
[www.siemon.com/SIS](http://www.siemon.com/SIS)

**Mexico**  
P: (521) 556 387 7708/09/10

### Fiber Plug Play Cable Assembly, 12-Fiber MTP PRO Connectors

F(X)P(XX)(X)(X)(X)(X)-(XXX)(X)(X)

**Configuration**

**R** = Standard Loss  
**L** = Low Loss (OM3/OM4 only)

**Fiber Count**

12 = 12 Fibers  
 24 = 24 Fibers  
 48 = 48 Fibers  
 72 = 72 Fibers  
 96 = 96 Fibers  
 E4 = 144 Fibers

**Fiber Type**

L = OM3, XGLO 300 50/125 Multimode, Aqua  
 V = OM4, XGLO 550 50/125 Multimode, Aqua  
 E = OM4, XGLO 550 50/125 Multimode, Erika Violet  
 A = OS1/OS2 Singlemode, Yellow

**Jacket Rating**

**L** = Class Dca  
**\*\*C** = Class Cca

**Polarity**

**A** = Method A  
**B** = Method B  
**C** = Method C

**Length Unit**

**F** = Feet  
**M** = Meters

**Length**

Length must be 3 digits  
**Example: 003** = 3m  
**010** = 10 ft.

**Connector "B" Gender**

**F** = Female  
**M** = Male

**Connector "A" Gender**

**F** = Female  
**M** = Male

\*\*Class Cca is available in 12 through 24 strand (non-armored only)

- Fiber Extenders ship with MTP Adapter for quick transition.
- Order length is measured connector tip to connector tip. Multi-leg versions offered with standard 1 meter (3.3 ft.) legs. Minimum order length is 1 meter (3 ft.) for 12 strand and 3 meters (9 ft.) for 24 strands or greater (See diagram on left)
- Class Dca is available in 12 through 144 strand
- Only trunk lengths greater than 5 meters (16FT) come with a pulling eye
- Tolerance is +0.2m/-0m for length less than 10m