



# SYSTIMAX<sup>®</sup> GigaSPEED<sup>®</sup> XL Solution Guide

## Contents

---

Introduction	2
SYSTIMAX GigaSPEED XL Channel Performance	3
SYSTIMAX GigaSPEED XL 71 Series Cable	5
SYSTIMAX GigaSPEED XL Patch Cords	9
SYSTIMAX GigaSPEED XL MGS400 Information Outlets	11
SYSTIMAX 360 GigaSPEED XL 1100GS3 Panels	12
SYSTIMAX 360 Modular Panel	13
SYSTIMAX GigaSPEED XL Modular Patch Panel	14
SYSTIMAX 360 GigaSPEED XL PATCHMAX GS3 Panels	15
SYSTIMAX GigaSPEED XL PATCHMAX GS3 Panels	16
SYSTIMAX M4800 Modular Panel	17
SYSTIMAX M2000 Modular Panel	18
SYSTIMAX M2100 Modular Panel	18

---



**The SYSTIMAX® GigaSPEED® XL Solution**

SYSTIMAX GigaSPEED XL Solutions offers everything you'd expect from the world's leading copper cabling system – performance far beyond Category 6 standards, cost-effective design innovations and reliability so robust it can help make network downtime a thing of the past.

With SYSTIMAX 360™, the next-generation infrastructure network, GigaSPEED XL Solution is truly a network without limits. Engineered with customers in mind, SYSTIMAX 360 products deliver the design, speed and intelligence you need to take your business further.

But one thing hasn't changed – the fundamental design principles that assure compatibility among all SYSTIMAX branded components including SYSTIMAX InstaPATCH® Cu, our pre-terminated copper solution. That means the GigaSPEED XL Solution you install today will support your legacy applications to help keep you functioning at peak performance, even as you migrate to tomorrow's technologies that require Category 6 compatibility.

**The CommScope Labs Effect**

Most vendors offer mixed cabling systems, built from the bottom up. That is, they begin with a core component (cable, usually) and add components from other vendors to create a "standards-compliant" system. Even if each component is Category 6 compliant, the channel may not be because of design differences among components.

CommScope has taken the opposite, "top-down," true systems approach. We begin by setting specific performance objectives. Proprietary system-level design techniques allow us to visualize the optimum end result by setting the highest system performance requirements and bandwidth. Sophisticated modeling tools and exhaustive design research yield the optimal system-level and component-level parameters. Finally these specifications of quality and reliability are incorporated into the production of every component.

**Meet the industry-leading Category 6 U/UTP connectivity solution in the world today**

Proprietary design and manufacturing techniques developed by CommScope Labs make GigaSPEED XL cabling one of the most reliable high-performance U/UTP media in the world. It can easily handle Gigabit Ethernet, 1.2 gigabit ATM, even 270 Mb/s Serial Digital Video and is backward compatible to keep your legacy applications running at peak efficiency.

**Why Performance Matters**

Yesterday, network performance simply meant fast file transfer. Today, it's life or death for a network.

Category 6 standards set the minimum performance requirements for a Category 6 installation to work. There is zero margin for error. Vendors that claim "Cat 6 compliance" often base that claim on the fact that individual components were able to achieve this performance, on average, in lab tests, at a specific frequency.


Do you like to gamble? "Average" performance in lab tests does not take into account real-world conditions such as network congestion, less-than-perfect installation, and imbalance among components. In the real world, many systems simply will not have enough headroom to cope. GigaSPEED XL Solutions provide the headroom you need for the real world with performance margins up to 300% better than Category 6 standards.

**Ask the Tough Questions**

In the trade magazines you'll see impressive claims from many companies. Read the ads, then evaluate them by asking a few difficult questions:

- Can the company guarantee significant channel margin over the entire frequency range, from 1 to 250 MHz? We can.
- Are performance claims valid for the entire network channel, end to end, from equipment closet to desktop? Ours are. Guaranteed.
- Does the company design, manufacture and test every component? Every channel? We do.
- The Big Question: Are advertised performance claims guaranteed in the warranty, for existing and future applications, for 20 years? Ours are.

In today's economy, these are the questions that could determine your company's future. Be skeptical of long answers. We believe that only one company can answer all of these questions in one word: Yes.



### The Tools our Competitors Envy

Most vendors measure the performance of individual components. But in real-life use, these figures have little meaning. At the ultra-critical tolerances required to run Category 6 applications, even a slight imbalance among Category 6-compliant components can cause frequent slowdowns and network failures. To build the world's most reliable cabling system, the scientists and engineers of CommScope Labs developed the most advanced network analysis tools in the world today: Modal Decomposition Modeling, Connector Field Pattern Modeling and Cable Twist Accuracy Technology. These proprietary tools and techniques allow us to match the performance characteristics of every component with a level of precision no other company can approach. We believe that this is the only way to assure full Category 6 performance throughout your complete network – closet to desktop – under all conditions. Which is why no other company warrants guaranteed worst-case channel performance claims in writing, like we do.



#### PERFORMANCE OF THE GIGASPEED XL SOLUTIONS

4 Connector Channels:	GigaSPEED XL7 Worst Pair Margin (1-250 MHz)	
	Guaranteed	Typical
Insertion Loss	5.0%	6.5%
Pr-Pr NEXT	6.0 dB	9.4 dB
PSNEXT	7.5 dB	10.6 dB
Pr-Pr ELFEXT	6.0 dB	11.3 dB
PSELFEXT	8.0 dB	12.7 dB
Return Loss	4.0 dB	5.7 dB

GigaSPEED XL Solution performance with four connector channels.  
 Figures valid at any frequency of certified channel comprising GigaSPEED XL cable & apparatus.

#### PERFORMANCE OF THE GIGASPEED XL SOLUTIONS

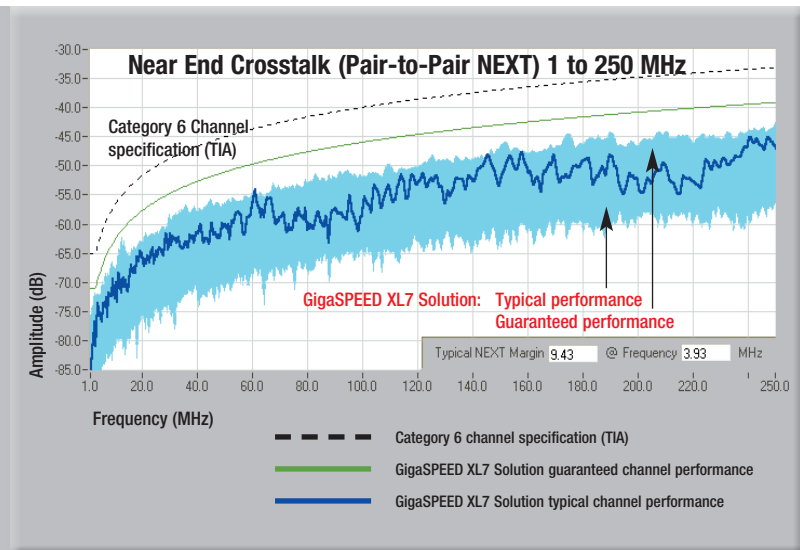
6 Connector Channels:	GigaSPEED XL7 Worst Pair Margin (1-250 MHz)	
	Guaranteed	Typical
Insertion Loss	4.0%	5.5%
Pr-Pr NEXT	4.0 dB	7.4 dB
PSNEXT	5.5 dB	8.5 dB
Pr-Pr ELFEXT	4.0 dB	8.9 dB
PSELFEXT	6.0 dB	10.4 dB
Return Loss	2.0 dB	5.2 dB

GigaSPEED XL Solution performance with six connector channels.  
 Figures valid at any frequency of certified channel comprising GigaSPEED XL cable & apparatus.

This chart shows just one of many reasons why our GigaSPEED XL Solution leads the industry, worldwide. Our proprietary system-level design techniques assure guaranteed channel margin across the entire frequency range.

Our GigaSPEED XL7 Solution exceeds the Category 6 standard by 6 dB and is so advanced that it can support 6 connection points – with generous margin to spare over Category 6 specifications; (see table on page 5).

Please note that these are guaranteed, end-to-end channel performance figures. We welcome comparisons to competitive solutions in the market place.




**Highlights from the Best Warranty in the Industry**

- All GigaSPEED XL Solutions are backed by a 20-year Extended Product Warranty that we believe to be the best in the industry.
- Our Application Assurance covers everything from voice, data and video applications to standards-based complex building management systems by some of the world’s leading manufacturers.
- We will specify the performance of each application – not “average,” not “nominal,” as many companies do, but guaranteed worst-case channel performance – and we will warrant that your certified SYSTIMAX GigaSPEED XL Solution will meet or exceed those specifications for 20 years.
- GigaSPEED XL Solutions are so advanced that we can even guarantee the performance of applications that do not yet exist. Specifically, we will warrant any applications introduced by recognized industry standards-settings bodies or user forums that specify ANSI/TIA-568-C.2 or ISO/IEC 11801 components and link/channel specifications for the pertinent cabling system.


**We Build Solutions. Ask us.**

We have far more to explain about how our systems can help solve your immediate and future challenges. Our research has yielded many innovative solutions that cannot be detailed in this small brochure.


To learn more, please visit our Web site at [www.commscope.com](http://www.commscope.com) or contact your CommScope representative. We’ll be glad to explain how we’ve surpassed the expectations of companies large and small, around the world. And how quickly, easily and inexpensively we can do the same for you.



SYSTIMAX GigaSPEED®  
XL 1071E Series Cable



SYSTIMAX GigaSPEED®  
XL 2071E Series Cable



SYSTIMAX GigaSPEED®  
XL 3071E Series Cable

### SYSTIMAX® GigaSPEED® XL 71 Series Cable

#### Non-plenum

The Non-plenum 1071E 4-Pair GigaSPEED XL Cable meets or exceeds Category 6/Class E attenuation and NEXT requirements in ISO/IEC 11801, GENELEC EN50173 and ANSI/TIA-568-C.2. Further, these cables are ETL listed as Category 6. The 71E GigaSPEED XL cables feature a patent-pending thin and easy-to-remove bisector tape that delivers the performance benefits of more traditional fluted center members without the associated stiffness and size.

#### Plenum

The Plenum 2071E 4-pair GigaSPEED XL Cable meets or exceeds Category 6/Class E attenuation and NEXT requirements in ISO/IEC 11801, CENELEC EN50173 and ANSI/TIA-568-C.2. Further, these cables are ETL listed as Category 6. The 71E GigaSPEED XL cables feature a patent-pending thin and easy-to-remove bisector tape that delivers the performance benefits of more traditional fluted center members without the associated stiffness and size. The 2071E 4-pair cable is composed of bare solid copper conductors insulated with Fluorinated-Ethylene-Propylene (FEP). The core of twisted pairs is jacketed with a low smoke PVC. It conforms to the low flame, low smoke requirements of the NEC.

#### LSZH

The LSZH 3071E 4-pair GigaSPEED XL Cable meets or exceeds Category 6/Class E attenuation and NEXT requirements in ISO/IEC 11801, CENELEC EN50173 and ANSI/TIA-568-C.2. Further, these cables are ETL listed as Category 6. The 71E GigaSPEED XL cables feature a patent-pending thin and easy-to-remove bisector tape that delivers the performance benefits of more traditional fluted center members without the associated stiffness and size. 3071E cable is composed of solid copper conductors insulated with non-halogen high-density polyethylene and jacketed with a low smoke zero halogen compound.

### SPECIFICATIONS

	1071E	2071E	3071E
<b>Nominal Outer Jacket OD</b>	0.232 in (5.89 mm)	0.224 in (5.69 mm)	0.231 in (5.87 mm)
<b>Nominal Outer Jacket Thickness</b>	0.022 in (0.56 mm)	0.020 in (0.51 mm)	0.020 in (0.51 mm)
<b>Maximum Pulling Tension</b>	25 lbs (11.3 kg)	25 lbs (11.3 kg)	25 lbs (11.3 kg)
<b>Nominal Cable Weight</b>	25.6 lbs/kft (38.2 kg/km)	29.1 lbs/1,000 ft (13.2 kg/304.8 m)	25.0 lbs/kft (39.3 kg/km)
<b>Operating Temperature</b>	-4°F to 140°F (-20°C to 60°C)	-4°F to 140°F (-20°C to 60°C)	-4°F to 140°F (-20°C to 60°C)
<b>Installation Temperature</b>	32°F to 140°F (0°C to 60°C)	32°F to 140°F (0°C to 60°C)	32°F to 140°F (0°C to 60°C)
<b>Conductor Diameter</b>	23 AWG	23 AWG	23 AWG
<b>Jacket Material</b>	PVC	Low Smoke PVC	Low Smoke Zero Halogen
<b>ETL Type</b>	CMR	CMP	
<b>IEC Verified</b>			IEC 60332-3
<b>Nominal Velocity of Propagation</b>	69%	71%	69%
<b>Maximum DC Resistance</b>	7.61 Ohms/100 m	7.61 Ohms/100 m	7.61 Ohms/100 m
<b>Maximum DC Resistance Unbalanced</b>	3%	3%	3%
<b>Maximum Mutual Capacitance at 1 KHz</b>	5.6 nF/100 m	5.6 nF/100 m	5.6 nF/100 m
<b>Minimum Dielectric Strength</b>	1500 VAC or 2500 VDC	1500 VAC or 2500 VDC	1500 VAC or 2500 VDC
<b>Voltage Safety Rating</b>	300 Volts per NEC 800.179	300 Volts per NEC 800.179	300 Volts per NEC 800.179

ORDERING INFORMATION:

Material ID	Product Number	Description
<b>Non-plenum 1071</b>		
700212129	1071 004EBK 4/23 W1000	GigaSPEED XL 1071 E Category 6 U/UTP Cable, black jacket, 4 pair count, 1000 ft (305 m) length, We Tote Box
760004697	1071 004EBL 4/23 R1000	GigaSPEED XL 1071 E Category 6 U/UTP Cable, blue jacket, 4 pair count, 1000 ft (305 m) length, reel
760004689	1071 004EBL 4/23 W1000	GigaSPEED XL 1071 E Category 6 U/UTP Cable, blue jacket, 4 pair count, 1000 ft (305 m) length, We Tote Box
760080671	1071 004EBL 4/23 R3000	GigaSPEED XL 1071 E Category 6 U/UTP Cable, blue jacket, 4 pair count, 3000 ft (915 m) length, reel
760039610	1071 004EGR 4/23 W1000	GigaSPEED XL 1071 E Category 6 U/UTP Cable, green jacket, 4 pair count, 1000 ft (305 m) length, We Tote Box
760081307	1071 004EGR 4/23 R3000	GigaSPEED XL 1071 E Category 6 U/UTP Cable, green jacket, 4 pair count, 3000 ft (915 m) length, reel
700211956	1071 004ELB 4/23 R1000	GigaSPEED XL 1071 E Category 6 U/UTP Cable, light blue jacket, 4 pair count, 1000 ft (305 m) length, We Tote Box
760040105	1071 004ELB 4/23 R3000	GigaSPEED XL 1071 E Category 6 U/UTP Cable, light blue jacket, 4 pair count, 3000 ft (915 m) length, reel
700211964	1071 004ELB 4/23 W1000	GigaSPEED XL 1071 E Category 6 U/UTP Cable, light blue jacket, 4 pair count, 1000 ft (305 m) length, We Tote Box
700212087	1071 004ELL 4/23 R1000	GigaSPEED XL 1071 E Category 6 U/UTP Cable, lilac jacket, 4 pair count, 1000 ft (305 m) length, reel
700212095	1071 004ELL 4/23 W1000	GigaSPEED XL 1071 E Category 6 U/UTP Cable, lilac jacket, 4 pair count, 1000 ft (305 m) length, We Tote Box
700212111	1071 004EOR 4/23 R1000	GigaSPEED XL 1071 E Category 6 U/UTP Cable, orange jacket, 4 pair count, 1000 ft (305 m) length, reel
700212103	1071 004EOR 4/23 W1000	GigaSPEED XL 1071 E Category 6 U/UTP Cable, orange jacket, 4 pair count, 1000 ft (305 m) length, We Tote Box
760011858	1071 004EPK 4/23 W1000	GigaSPEED XL 1071 E Category 6 U/UTP Cable, pink jacket, 4 pair count, 1000 ft (305 m) length, We Tote Box
760093286	1071 004EPR 4/23 R1000	GigaSPEED XL 1071 E Category 6 U/UTP Cable, purple jacket, 4 pair count, 1000 ft (305 m) length, reel
760039644	1071 004EPR 4/23 W1000	GigaSPEED XL 1071 E Category 6 U/UTP Cable, purple jacket, 4 pair count, 1000 ft (305 m) length, We Tote Box
700212012	1071 004ERD 4/23 R1000	GigaSPEED XL 1071 E Category 6 U/UTP Cable, red jacket, 4 pair count, 1000 ft (305 m) length, reel
700212020	1071 004ERD 4/23 W1000	GigaSPEED XL 1071 E Category 6 U/UTP Cable, red jacket, 4 pair count, 1000 ft (305 m) length, We Tote Box
700211923	1071 004ESL 4/23 R1000	GigaSPEED XL 1071 E Category 6 U/UTP Cable, slate jacket, 4 pair count, 1000 ft (305 m) length, reel
760040097	1071 004ESL 4/23 R3000	GigaSPEED XL 1071 E Category 6 U/UTP Cable, slate jacket, 4 pair count, 3000 ft (915 m) length, reel
700211931	1071 004ESL 4/23 W1000	GigaSPEED XL 1071 E Category 6 U/UTP Cable, slate jacket, 4 pair count, 1000 ft (305 m) length, We Tote Box
700212053	1071 004EGN 4/23 R1000	GigaSPEED XL 1071 E Category 6 U/UTP Cable, spring green jacket, 4 pair count, 1000 ft (305 m) length, reel
700212061	1071 004EGN 4/23 W1000	GigaSPEED XL 1071 E Category 6 U/UTP Cable, spring green jacket, 4 pair count, 1000 ft (305 m) length, We Tote Box
700214208	1071 004EWH 4/23 R1000	GigaSPEED XL 1071 E Category 6 U/UTP Cable, white jacket, 4 pair count, 1000 ft (305 m) length, reel
760040089	1071 004EWH 4/23 R3000	GigaSPEED XL 1071 E Category 6 U/UTP Cable, white jacket, 4 pair count, 3000 ft (915 m) length, reel
700212046	1071 004EWH 4/23 W1000	GigaSPEED XL 1071 E Category 6 U/UTP Cable, white jacket, 4 pair count, 1000 ft (305 m) length, We Tote Box
700211980	1071 004EYL 4/23 R1000	GigaSPEED XL 1071 E Category 6 U/UTP Cable, yellow jacket, 4 pair count, 1000 ft (305 m) length, reel
700211998	1071 004EYL 4/23 W1000	GigaSPEED XL 1071 E Category 6 U/UTP Cable, yellow jacket, 4 pair count, 1000 ft (305 m) length, We Tote Box



ORDERING INFORMATION:

Material ID	Product Number	Description
<b>Plenum 2071</b>		
700210230	2071 004EBK 4/23 W1000	GigaSPEED XL 2071E Category 6 U/UTP Cable, black jacket, 4 pair count, 1000 ft (305 m), We Tote Box
700210222	2071 004EBK 4/23 R1000	GigaSPEED XL 2071E Category 6 U/UTP Cable, black jacket, 4 pair count, 1000 ft (305 m), reel
700210081	2071 004EBL 4/23 R1000	GigaSPEED XL 2071E Category 6 U/UTP Cable, blue jacket, 4 pair count, 1000 ft (305 m), reel
700210099	2071 004EBL 4/23 R3000	GigaSPEED XL 2071E Category 6 U/UTP Cable, blue jacket, 4 pair count, 3000 ft (915 m), reel
700208093	2071 004EBL 4/23 W1000	GigaSPEED XL 2071E Category 6 U/UTP Cable, blue jacket, 4 pair count, 1000 ft (305 m), We Tote Box
700210206	2071 004ELL 4/23 R1000	GigaSPEED XL 2071E Category 6 U/UTP Cable, lilac jacket, 4 pair count, 1000 ft (305 m), reel
760021212	2071 004ELL 4/23 R3000	GigaSPEED XL 2071E Category 6 U/UTP Cable, lilac jacket, 4 pair count, 3000 ft (915 m), reel
700210214	2071 004ELL 4/23 W1000	GigaSPEED XL 2071E Category 6 U/UTP Cable, lilac jacket, 4 pair count, 1000 ft (305 m), We Tote Box
700210008	2071 004EOR 4/23 R1000	GigaSPEED XL 2071E Category 6 U/UTP Cable, orange jacket, 4 pair count, 1000 ft (305 m), reel
760070367	2071 004EOR 4/23 R3000	GigaSPEED XL 2071E Category 6 U/UTP Cable, orange jacket, 4 pair count, 3000 ft (915 m), reel
700210024	2071 004EOR 4/23 W1000	GigaSPEED XL 2071E Category 6 U/UTP Cable, orange jacket, 4 pair count, 1000 ft (305 m), We Tote Box
760038554	2071 004EPK 4/23 R1000	GigaSPEED XL 2071E Category 6 U/UTP Cable, pink jacket, 4 pair count, 1000 ft (305 m), reel
760011841	2071 004EPK 4/23 W1000	GigaSPEED XL 2071E Category 6 U/UTP Cable, pink jacket, 4 pair count, 1000 ft (305 m), We Tote Box
760055830	2071 004EPR 4/23 R1000	GigaSPEED XL 2071E Category 6 U/UTP Cable, purple jacket, 4 pair count, 1000 ft (305 m), reel
700210131	2071 004EYL 4/23 R1000	GigaSPEED XL 2071E Category 6 U/UTP Cable, yellow jacket, 4 pair count, 1000 ft (305 m), reel
700210248	2071 004ERD 4/23 R1000	GigaSPEED XL 2071E Category 6 U/UTP Cable, red jacket, 4 pair count, 1000 ft (305 m), reel
760043158	2071 004ERD 4/23 R3000	GigaSPEED XL 2071E Category 6 U/UTP Cable, red jacket, 4 pair count, 3000 ft (915 m), reel
700210263	2071 004ERD 4/23 W1000	GigaSPEED XL 2071E Category 6 U/UTP Cable, red jacket, 4 pair count, 1000 ft (305 m), We Tote Box
700210198	2071 004ESL 4/23 R1000	GigaSPEED XL 2071E Category 6 U/UTP Cable, slate jacket, 4 pair count, 1000 ft (305 m), reel
760005652	2071 004ESL 4/23 R3000	GigaSPEED XL 2071E Category 6 U/UTP Cable, slate jacket, 4 pair count, 3000 ft (915 m), reel
700214372	2071 004ESL 4/23 W1000	GigaSPEED XL 2071E Category 6 U/UTP Cable, slate jacket, 4 pair count, 1000 ft (305 m), We Tote Box
700210156	2071 004EGN 4/23 R1000	GigaSPEED XL 2071E Category 6 U/UTP Cable, spring green jacket, 4 pair count, 1000 ft (305 m), reel
760021204	2071 004EGN 4/24 R3000	GigaSPEED XL 2071E Category 6 U/UTP Cable, spring green, 4 pair count, 3000 ft (915 m), reel
700210164	2071 004EGN 4/23 W1000	GigaSPEED XL 2071E Category 6 U/UTP Cable, spring green, 4 pair count, 1000 ft (305 m), We Tote Box
700210032	2071 004EWH 4/23 R1000	GigaSPEED XL 2071E Category 6 U/UTP Cable, white jacket, 4 pair count, 1000 ft (305 m), reel
700210057	2071 004EWH 4/23 R3000	GigaSPEED XL 2071E Category 6 U/UTP Cable, white jacket, 4 pair count, 3000 ft (915 m), reel
700208101	2071 004EWH 4/23 W1000	GigaSPEED XL 2071E Category 6 U/UTP Cable, white jacket, 4 pair count, 1000 ft (305 m), We Tote Box



ORDERING INFORMATION:

Material ID	Product Number	Description
<b>LSZH 3071</b>		
700216369	3071 004EBK 4/23 R1000	GigaSPEED XL 3071E Category 6 U/UTP Cable, black jacket, 4 pair count, 1000 ft (305 m), reel
700216484	3071 004EBL 4/23 R1000	GigaSPEED XL 3071E Category 6 U/UTP Cable, blue jacket, 4 pair count, 1000 ft (305 m), reel
760081265	3071 004EBL 4/23 R3000	GigaSPEED XL 3071E Category 6 U/UTP Cable, blue jacket, 4 pair count, 3000 ft (915 m), reel
700216492	3071 004EBL 4/23 W1000	GigaSPEED XL 3071E Category 6 U/UTP Cable, blue jacket, 4 pair count, 1000 ft (305 m), We Tote Box
700216419	3071 004ESL 4/23 R1000	GigaSPEED XL 3071E Category 6 U/UTP Cable, slate jacket, 4 pair count, 1000 ft (305 m), reel
760095554	3071 004ESL 4/23 W1000	GigaSPEED XL 3071E Category 6 U/UTP Cable, slate jacket, 4 pair count, 1000 ft (305 m), We Tote Box
700216443	3071 004EWH 4/23 R1000	GigaSPEED XL 3071E Category 6 U/UTP Cable, white jacket, 4 pair count, 1000 ft (305 m), reel
760081281	3071 004EWH 4/23 R3000	GigaSPEED XL 3071E Category 6 U/UTP Cable, white jacket, 4 pair count, 3000 ft (915 m), reel
700216450	3071 004EWH 4/23 W1000	GigaSPEED XL 3071E Category 6 U/UTP Cable, white jacket, 4 pair count, 1000 ft (305 m), We Tote Box
760081273	3071 004ERD 4/23 R3000	GigaSPEED XL 3071E Category 6 U/UTP Cable, red jacket, 4 pair count, 3000 ft (915 m), reel



### SYSTIMAX® GigaSPEED® XL Patch Cords

The GS8E Modular Patch Cord family of high bandwidth cords form parts of the GigaSPEED XL cabling solution. Electrical performance exceeds TIA and ISO/IEC Category 6/Class E specifications and is fully backward compatible with Category 5e and 5 connectors.

The GS8E Modular Patch Cord comes in a wide variety of variation which includes plenum, Low Smoke Zero Halogen (LSZH), stranded conductors, solid conductors, straight through wiring, crossover wiring and rollover wiring to meet different application needs.

The GS8E-S solid conductor cords consist of solid conductor cable, factory terminated with GS8E plugs.

The GS8E-SP is a solid plenum version of GS8E patch cord which provides extra margin on fire safety.

The GS8E-L, Low Smoke Zero Halogen (LSZH), is a stranded GigaSPEED XL Solution cord and GS8E-SL is a LSZH solid cable assembly which is terminated with GS8E plugs.

Patented plug design, improved 24 gauge cordage and a unique manufacturing process assure excellent electrical performance and low variability. Improved anti-snag feature provides maximum protection from snagging during moves and rearrangements.

SYSTIMAX GigaSPEED®  
XL GS8E

#### ORDERING INFORMATION:

Material ID	Product Number	Description	Jack Color Options	Cord Color Options	UOM	Cable/Cordage Length Options
<b>GS8E-P GigaSPEED XL Plenum Modular Patch Cord</b>						
CPC3312	GS8E	GS8E Stranded Cordage	0	1,2,3,4,6,7,8,9,B,Z	F,M	1-100 ft / 1-30 m
CPC3313	GS8E-X3	GS8E 10/100BASE-T 2X3 & 1X4 Crossover Stranded Cordage	0	1,2,3,4,6,7,8,9,B,Z	F,M	1-100 ft / 1-30 m
CPC3315	GS8E-X5	GS8E 1000BASE-T MDI-X Crossover Stranded Cordage	0	1,2,3,4,6,7,8,9,B,Z	F,M	1-100 ft / 1-30 m
CPC3316	GS8E-R	GS8E Stranded Cordage Rollover	0	1,2,3,4,6,7,8,9,B,Z	F,M	1-100 ft / 1-30 m
CPC3317	GS8E-XT1	GS8E T1 1X2 & 3X4 Crossover Stranded Cordage	0	1,2,3,4,6,7,8,9,B,Z	F,M	1-100 ft / 1-30 m
CPC3412	GS8E117	GS8E Single End Stranded Cordage	0	1,2,3,4,6,7,8,9,B,Z	F,M	1-100 ft / 1-30 m
CPC9912	GS8E-K	GS8E Keyed Plug Stranded Cordage	0	1,2,3,4,6,7,8,9,B,Z	F,M	1-100 ft / 1-30 m
CPC3382	GS8E-S	GS8E Solid Cable	0	1,2,3,4,6,7,8,9,B,C,Z	F,M	1-300 ft / 1-100 m
CPC3482	GS8E117-S	GS8E Single End Solid Cable	0	1,2,3,4,6,7,8,9,B,C,Z	F,M	1-300 ft / 1-100 m
CPC3392	GS8E-L	GS8E Stranded LSZH Cordage	0	8,Z	F,M	1-100 ft / 1-30 m
CPC3393	GS8E-L-X3	GS8E LSZH 10/100BASE-T 2X3 & 1X4 Crossover	0	8,Z	F,M	1-100 ft / 1-30 m
CPC3322	GS8E-SL	GS8E Solid LSZH Cable	0	8	F,M	1-300 ft / 1-100 m
CPC3282	GS8E-MGS400-S	GS8E-MGS400 on 1071 Solid Cable	1,2,3,4,5,6,7,8,9	1,2,3,4,6,7,8,9,B,C,Z	F,M	1-300 ft / 1-100 m
CPC3222	GS8E-MGS400-SL	GS8E-MGS400 on 3071 Solid LSZH Cable	1,2,3,4,5,6,7,8,9	8	F,M	1-300 ft / 1-100 m



Ordering Material ID Example: **C P C 3 3 1 2 - 0 1 F 0 0 1**

ORDERING INFORMATION:

Material ID	Product Number	Description	Jack Color Options	Cord Color Options	UOM	Cable/Cordage Length Options
<b>GS8E-P GigaSPEED XL Plenum Modular Patch Cord</b>						
CPC3372	GS8E-SP	GS8E Solid Plenum Cable	0	1,4,6,7,8,9,B,C,Z	F,M	1-300 ft / 1-100 m
CPC3373	GS8E-SP-X3	GS8E Solid Plenum 10/100BASE-T 2X3 & 1X4 Crossover Cable	0	1,4,6,7,8,9,B,C,Z	F,M	1-300 ft / 1-100 m
CPC3472	GS8E117-SP	GS8E Single End Solid Plenum Cable	0	1,4,6,7,8,9,B,C,Z	F,M	1-300 ft / 1-100 m
CPC3272	GS8E-MGS400-SP	GS8E-MGS400 on 2071 Solid Plenum Cable	1,2,3,4,5,6,7,8,9	1,4,6,7,8,9,B,C,Z	F,M	1-300 ft / 1-100 m



Ordering Material ID Example: **C P C 3 3 7 2 - 0 8 F 0 0 7**

ORDERING INFORMATION:

Material ID	Product Number	Description	Jack Color Options	Cord Color Options	UOM	Cable/Cordage Length Options
<b>MGS400 Pre-Terminated to 71 Series Cables</b>						
CPC2282	MGS400-MGS400-S	MGS400-MGS400 on 1071 Solid Cable	1,2,3,4,5,6,7,8,9	1,2,3,4,6,7,8,9,B,C,Z	F,M	1-300 ft / 1-100 m
CPC2272	MGS400-MGS400-SP	MGS400-MGS400 on 2071 Solid Plenum Cable	1,2,3,4,5,6,7,8,9	1,4,6,7,8,9,B,C,Z	F,M	1-300 ft / 1-100 m
CPC2222	MGS400-MGS400-SL	MGS400-MGS400 on 3071 Solid LSZH Cable	1,2,3,4,5,6,7,8,9	8	F,M	1-300 ft / 1-100 m



Ordering Material ID Example: **C P C 2 2 8 2 - 1 C F 0 5 0**

**Jack Color Options**


- 0 Not Applicable
- 1 Black (BK)
- 2 Blue (BL)
- 3 Gray (GY)
- 4 Green (GR)
- 5 Ivory (IV)
- 6 Orange (OR)
- 7 Red (RD)
- 8 White (WH)
- 9 Yellow (YL)

**Cord Color Options**

- 1 Black (BK)
- 2 Light Blue (LB)
- 3 Dark Gray (DG)
- 4 Spring Green (GN)
- 6 Orange (OR)
- 7 Red (RD)
- 8 White (WH)
- 9 Yellow (YL)
- B Lilac (LL)
- C Slate (SL)
- Z Blue (BL)

**Unit of Measure (UOM)**

- F Feet
- M Meters



SYSTIMAX GigaSPEED XL  
MGS400-318 and MGS400-262



SYSTIMAX GigaSPEED XL Kit:  
Cap with Strain Relief for MGS Outlet

### SYSTIMAX® GigaSPEED® XL Information Outlet

The MGS400 Information Outlet features proprietary crosstalk cancellation techniques for superior near End crosstalk (NEXT and PSNEXT) performance that provides unmatched throughput performance when installed as part of a complete GigaSPEED XL channel. The solution is guaranteed to exceed the Category 6/Class E channel specifications for ISO/IEC and TIA, even under the worst case channel configuration.

The MGS400 snaps into any CommScope modular faceplate, frame, or surface-mount box and can be mounted at either 90 degrees (straight) or 45 degrees (angled). Multicolored identification labels assure fast and accurate installation. A low profile wire cap protects against contamination and secures connections.

#### ORDERING INFORMATION:

Material ID	Product Number	Description
700206667	MGS400-003	GigaSPEED XL MGS400 Information Outlet, Black
700206683	MGS400-112	GigaSPEED XL MGS400 Information Outlet, Orange
700206691	MGS400-123	GigaSPEED XL MGS400 Information Outlet, Yellow
700206709	MGS400-226	GigaSPEED XL MGS400 Information Outlet, Green
700206725	MGS400-262	GigaSPEED XL MGS400 Information Outlet, White
700206741	MGS400-317	GigaSPEED XL MGS400 Information Outlet, Red
700206758	MGS400-318	GigaSPEED XL MGS400 Information Outlet, Blue
700206675	MGS400-361	GigaSPEED XL MGS400 Information Outlet, Violet
760070326	MGS400-215	GigaSPEED XL MGS400 Information Outlet, Misty Cream
700206717	MGS400-246	GigaSPEED XL MGS400 Information Outlet, Ivory
700206733	MGS400-270	GigaSPEED XL MGS400 Information Outlet, Gray
760006361	MGS400-317-K (Keyed)	GigaSPEED XL MGS400 Information Outlet, Red
760041996	MGS400 BULK-318	GigaSPEED XL MGS400 Information Outlet, bulk, Blue
760041962	MGS400 BULK-003	GigaSPEED XL MGS400 Information Outlet, bulk, Black
760041988	MGS400 BULK-262	GigaSPEED XL MGS400 Information Outlet, bulk, White
760041970	MGS400 BULK-246	GigaSPEED XL MGS400 Information Outlet, bulk, Ivory
760077156	MGS400BH-BULK-112	GigaSPEED XL MGS400 Information Outlet, bulk, Orange
760034215		GigaSPEED XL MGS400 Information Outlet, Handheld Terminating Device, Black
760056069		Kit: Cap with Strain Relief for MGS Outlet, Clear



**SYSTIMAX 360™ GigaSPEED® XL 1100GS3 Panel**


The GigaSPEED XL 1100GS3 Panels are available in 1U and 2U options and feature the elegant SYSTIMAX 360™ design. Enhanced rear cable management features make installation easier over current cable bundling/dressing methods by reducing time and steps to tie down bundles of cable on the rear of the panels.

The SYSTIMAX 360™ “iPatch-ready” copper panels can be upgraded in the field at a later stage with the 360 iPatch Upgrade Kit. The upgrade can be performed without network disruptions, since it does not require the removal of patch cords. The SYSTIMAX 360™ solution offers customers the option to deploy intelligence immediately or in phases, according to their needs and budgetary requirements. By providing a clear strategy that includes an upgradeable product line, CommScope intends to bring intelligence to the masses and raise awareness of the business benefits of intelligent infrastructures.


**ORDERING INFORMATION:**

Material ID	Product Number	Description
760093419	360-1100-GS3-24	360 1100GS3 24 Port Patch Panel, iPatch Ready
760093427	360-1100-GS3-48	360 1100GS3 48 Port Patch Panel, iPatch Ready
760104984	360-iP-1100-GS3-24	360 iPatch 1100GS3 24 Port Panel, iPatch
760105007	360-iP-1100-GS3-48	360 iPatch 1100GS3 48 Port Panel, iPatch
760101576	360-1100-GS3-DM	360 1100GS3 Distribution Module
760106161	360-1100-LABEL	360 1100 Label Kit
760101931	360-1100-BEZEL-1U	360 1100 Bezel Kit - 1U
760101949	360-1100-BEZEL-2U	360 1100 Bezel Kit - 2U
760103689	360-1100-GS3-1U	360 1100GS3 1U Panel Kit (Empty)
760103697	360-1100-GS3-2U	360 1100GS3 2U Panel Kit (Empty)
760104398	360-RCM-BM	360 Rear Cable Management (Bar Mountable)
760104737	360-RCM-RM	360 Rear Cable Management (Rack Mountable)
760104992	360-iP-UP-KIT-1100-24	360 iPatch Upgrade Kit for 360 1100 24 Port Panel
760105015	360-iP-UP-KIT-1100-48	360 iPatch Upgrade Kit for 360 1100 48 Port Panel

Note: iPatch Ready panels are upgradeable to iPatch with the addition of the iPatch Upgrade Kits (360-iP-UP-KIT-1100).



SYSTIMAX 360 GigaSPEED XL  
1100GS3 24 Port Panel



SYSTIMAX 360 GigaSPEED XL  
1100GS3 48 Port Panel



SYSTIMAX 360 Modular Panel, 24 Port



SYSTIMAX 360 Modular Panel, 24 Port, Rear View

### SYSTIMAX 360™ Modular Panel


The SYSTIMAX 360™ Modular Panel is part of the next generation SYSTIMAX 360 solutions platform. The 360 Modular Panel eliminates the need for separate tie wrap components and offers facilitated installation and panel dressing through simplified cable bundling. The 360 Modular Panel supports the deployment of InstaPATCH Cu pre-terminated copper solutions and features the elegant SYSTIMAX 360 design.

#### ORDERING INFORMATION:

Material ID	Product Number	Description
760104273	360-MOD-1U-24	360 Modular 24 Port Patch Panel
760104463	360-MOD-1U-BEZEL	360 Modular Panel Bezel Kit
760104281	360-MOD-1U-LABEL	360 Modular Panel Label Kit
760109728	360-MOD-1U-LABEL-A4	360 Modular Panel Label Kit A4



SYSTIMAX GigaSPEED XL  
1100 GS3 24-Port Panel



SYSTIMAX GigaSPEED XL  
1100 GS3 24-Port Panel angled



SYSTIMAX GigaSPEED XL  
1100 GS3 1U Panel

**SYSTIMAX® GigaSPEED® XL 1100GS3 Panels**

The 1100GS3 Modular Patch Panel is a 19-inch rack or wall mountable 8-pin modular jack panel that accommodates repeated line moves, additions and rearrangements. Installation is easy using proven 110 IDC gas tight terminations in the back with easy-to-read labeling guides. Designed by CommScope Labs as part of the fully tuned and integrated GigaSPEED XL cabling solutions, the 1100GS3 provides an industry standard panel footprint but with many performance and feature extras.

The SYSTIMAX 1100AGS3 panel is angled to allow the cable to flow to each side of the rack. This enables the patch cords to be routed directly into vertical cable managers. It also allows the labeling scheme and port identification to be visible at all times.

The 1100GS3 Distribution Modules feature an innovative termination manager and redesigned rear housing. The termination manager and new rear housing provide for easier, faster, more reliable terminations, and reduced variability in the placement and termination of cables to the panel.

**ORDERING INFORMATION:**

Material ID	Product Number	Description
760062372	1100GS3-24	1100 GS3 24-Port Panel with Termination Manager, 24 Ports
760062380	1100GS3-48	1100 GS3 48-Port Panel with Termination Manager, 48 Ports
760066563	1100AGS3-24	1100A GS3 24-Port Panel with Termination Manager, 24 Ports
760066571	1100AGS3-48	1100A GS3 48-Port Panel with Termination Manager, 48 Ports
760065771	1100GS3-DM	1100 GS3-Distribution Module, 6 Ports
760001404	6-Port PM/1100 Icon Label Holder Kit	6-Port 1100 Icon Label Holder Kit
760072116	1100PM Panel Label kit	1100PM Panel Label Kit, 5/Kit (32 labels/sheet)
760018069	1100GS3 Blank Insert	1100GS3 Blank Insert
760051201	1100PM-TM	Termination Manager Kit, 24 Ports
760001776	1100GS3-1U (empty)	1100GS3 1U Panel Kit (empty), 4 Modules
760001784	1100GS3-2U (empty)	1100GS3 2U Panel Kit (empty), 8 Modules
760072082	1100AGS3-1U (empty)	1100AGS3 1U Panel Kit (empty), 4 Modules
760092809	1100AGS3-2U (empty)	1100AGS3 2U Panel Kit (empty), 8 Modules



SYSTIMAX 360 PATCHMAX GS3  
24 Port Patch Panel



SYSTIMAX 360 PATCHMAX GS3  
24 Port Patch Panel, rear view

### SYSTIMAX 360™ GigaSPEED® XL PATCHMAX® GS3

The GigaSPEED® XL PATCHMAX® GS3 Panels offer easy cable routing and bundling utilizing the rear cable manager and are available in a 24 port configuration. The 360 PATCHMAX GS3 panels also support deployment of InstaPATCH® Cu pre-terminated copper.

The PATCHMAX GS3 panels accept four (4) PATCHMAX GS Distribution Modules which can be rotated forward, allowing front-access to the 110 type IDC terminals for easy cable termination. PATCHMAX GS Distribution Modules feature an innovative termination manager and rear housing which provides easier, faster, more reliable terminations and reduced variability in the placement and termination of cables to the panel.

The GigaSPEED XL PATCHMAX GS3 Panel's rear cable manager makes cable round and bundling easy. The panel is available in a 24 port (2U) configuration and 1 to 24 port labelling and identification.

#### ORDERING INFORMATION:

Material ID	Product Number	Description
760102244	360-PM-GS3-2U	360 PATCHMAX GS3 24 Port Patch Panel
760102269	360-PM-GS3-DM	360 PATCHMAX GS3 Distribution Module
760108993	360-PM-KIT-2U	360 PATCHMAX Panel Kit - 2U



**SYSTIMAX® GigaSPEED® XL PATCHMAX® GS3 Panels**

The PATCHMAX GS3 panel system helps unleash the power of an integrated GigaSPEED XL copper and fiberoptic LazrSPEED/TeraSPEED/OptiSPEED cabling solution while maintaining all of the innovative features that have made PATCHMAX unique in the industry. Its unique modularity and patch cord management system continue to provide unmatched flexibility to MIS managers with the ability to mix and match copper and fiber media in the same panel.


The 19-inch rack mountable patch panel is designed to accept 4 or 8 six-port Distribution Modules (DM) which can be rotated forward, allowing front access to the 110 type IDC terminals for easy cable termination. Built-in horizontal patch cord management brackets provide support for patch cords as well as a holder for the DM modules during installation.

This modular approach offers total flexibility in selecting the required copper and fiber adapters. In addition it provides for fiber and GigaSPEED XL copper solutions since both fiber and GigaSPEED XL modules can fit into the same panel kit. This feature also supports existing GigaSPEED XL installations by providing the option of a cost effective upgrade from copper to fiber solutions by simply replacing the copper modules with the fiber modules in conjunction with the cable changes.

The PATCHMAX GS3 Distribution Modules feature an innovative termination manager and redesigned rear housing. The termination manager and rear housing provide for easier, faster, more reliable terminations, and reduced variability in the placement and termination of cables to the panel.

**ORDERING INFORMATION:**

Material ID	Product Number	Description
760062356	PM-GS3-24	PATCHMAX GS3 24-Port Patch Panel with Termination Manager, 24 Ports
760062364	PM-GS3-48	PATCHMAX GS3 48-Port Patch Panel with Termination Manager, 48 Ports
760065763	PM-GS3-DM	PATCHMAX GS3 Distribution Module, 6 Ports
760001735	PM-DM-GS3-MM-LC/LC	PATCHMAX GS3-OptiSPEED LC Module, 12 LC
760001743	PM-DM-GS3-SM-SC/SC	PATCHMAX GS3-TeraSPEED SC Module, 6 SC
760001750	PM-DM-GS3-SM-ST/ST	PATCHMAX GS3-TeraSPEED ST Module, 6 ST
760001768	PM-DM-GS3-SM-LC/LC	PATCHMAX GS3-TeraSPEED LC Module, 12 LC
760051201	1100PM-TM	Termination Manager Kit, 24 Ports
760001669	PM-GS3-2U	PATCHMAX GS3-2U Panel Kit (empty), 4 Modules
760001677	PM-GS3-3U	PATCHMAX GS3-3U Panel Kit (empty), 8 Modules
760001685	PM-DM-GS3-LS-SC/SC	PATCHMAX GS3-LazrSPEED SC Module, 6 SC
760001693	PM-DM-GS3-LS-ST/ST	PATCHMAX GS3-LazrSPEED ST Module, 6 ST
760001701	PM-DM-GS3-LS-LC/LC	PATCHMAX GS3-LazrSPEED LC Module, 12 LC
760001727	PM-DM-GS3-MM-ST/ST	PATCHMAX GS3-OptiSPEED ST Module, 6 ST
760001719	PM-DM-GS3-MM-SC/SC	PATCHMAX GS3-OptiSPEED SC Module, 6 SC



SYSTIMAX GigaSPEED XL PATCHMAX GS3 Termination Manager



SYSTIMAX GigaSPEED XL PATCHMAX GS3 48 port



SYSTIMAX M4800 1U High Density Modular Panel



SYSTIMAX M4800A 1U High Density Modular Panel

### SYSTIMAX® M4800/M4800A 1U High Density Modular Panel

Unlike traditional 48 port panels, the M4800/4800A panels occupy only 1U of rack space. The M4800-1U-GS panels accommodate GigaSPEED XL and MGS Information Outlets.

Primarily configured for modular copper applications, the M4800 allows for accessibility through the front or rear of the panel and its flexible design allows the installer to add outlet ports as needed. The M4800 provides 48 M-Series ports in 1U of rack or cabinet space. The M4800 modular panel mounts in a 19-inch (483 mm) rack with universal hole spacing. The M4800 panel kits include 50 low profile outlet stuffer caps and module removal tool. There is also an optional rack mountable rear cable management system available for consistent cable routing.

#### ORDERING INFORMATION:

Material ID	Product Number	Description
760105429	M4800-1U-GS	M4800 1U 48-Port Panel - GS
760109744	M4800A-1U-GS	M4800A 1U Angled 48-Port Panel - GS
760105445	MGS-CAP-50	MGS Cap Kit – LP, pack of 50
760105478	MPS-CAP-10	MPS Cap Kit – LP, pack of 10
760105437	MPS-CAP-50	MPS Cap Kit – LP, pack of 50
760104737	360-RCM-RM	Rear Cable Management System (Rack Mountable)



SYSTIMAX M2000-24 1U (Front)



SYSTIMAX M2000-24 1U (Back)



SYSTIMAX M2000-48 2U

### SYSTIMAX® M2000 Modular Patch Panel

The M2000 Modular Patch Panel is a panel designed for M-series outlets that can be configured for copper, fiber, or both and is available in 24-port (M2000-1U) and 48-port (M2000-2U) versions. Both the M2000-1U and M2000-2U panels mount in a 19-inch (483 mm) rack with universal hole spacing.

The M2000-1U and M2000-2U include a label sheet and clear label holders. A label area is provided to the left of each port. Port designations can be printed on the label sheet and individual port labels are trimmed from the label sheet and placed in the label area and secured by the clear label holder. If adhesive labeling is desired, adhesive labels can be applied to the label holder.

The M2000-1U and M2000-2U Panels now include M2000 Cable Organizers. The M2000 Cable Organizer is a molded plastic design that is snapped into each 6-port bezel. The 24 port 1U panel includes 4 cable organizers and the 48 port 2U panel includes 8 cable organizers. The Six 4-pair cables from each bezel are routed and positioned to the cable organizer. Cable ties are included to secure the cables.

M2000 Cable Organizers are not included with the M2000 1U and 2U Angled Panels. The M2000 Angled Panels include a cable management bar. Also available and sold separately are M2000 1U Patch Cord Managers and M2000 2U Patch Cord Managers. These patch cord managers are metal rings that mount to the front of the panel. 5 patch cord managers are used for each 24 port 1U panel.

#### ORDERING INFORMATION:

Material ID	Product Number	Description	
760049932	M2000-24 1U M2000	24-Port 1U Panel	24 Ports
760049940	M2000-48 2U M2000	48-Port 2U Panel	48 Ports
760049957	M2000A-24 1U (Angled)	M2000A 24-Port 1U Panel (angled)	24 Ports
760049965	M2000A-48 2U (Angled)	M2000A 48-Port 2U Panel (angled)	48 Ports
760054627	M2000 Cable Mgt Bar	M2000 Cable Management Bar	
760060392	M2000 Custom Label Kit	M2000 Panel Custom Label Kit	
760069278	M2000 1U Cord Manager	Kit M2000 1U Cord Manager Kit	
760073486	M2000 2U Cord Manager	Kit M2000 2U Cord Manager Kit	
760091504	Angled Panel Cover	Angled Panel Cover	



M2100 24-Port Panel



M2100 48-Port Panel

### SYSTIMAX® M2100 Modular Patch Panel

The M2100 Modular panel is available in a 24-port 1U and 48-port 2U configuration with integrated horizontal front cord managers, eliminating the need for separate cord management. The M2100 includes 4 or 8 plastic rear cable organizers, each holding up to six 4-pair cables. The M2100 also includes vertical mounting labels and label holders providing space for identification of each port. Port designations can be printed on the label sheet. Individual port labels are trimmed from the label sheet, placed in the label area, and secured by the clear label holder. If adhesive labeling is desired, adhesive labels can be applied to the label holder. This panel supports copper M-series outlets as well as fiber applications.

#### ORDERING INFORMATION:

Material ID	Product Number	Description	
760101220	M2100-24	M2100-1U Modular Patch Panel	24 ports
760077842	M2100-48	M2100-2U Modular Patch Panel	48 ports



© 2009 CommScope, Inc. All rights reserved.

Visit our Web site at [www.commscope.com](http://www.commscope.com) or contact your local CommScope representative or BusinessPartner for more information. All trademarks identified by ® or ™ are registered trademarks or trademarks, respectively, of CommScope.

This document is for planning purposes only and is not intended to modify or supplement any specifications or warranties relating to SYSTIMAX products or services.

09/09